



District Report Card: 2017


State: Bihar	District: Purba Champaran
Class: 5	Subject: Language
Schools: 60	Students: 1309


Participation/Coverage


Students

<div>GENDER</div> <div></div>	Boys		Girls	
	Number	%	Number	%
	578	44.16	731	55.84

<div>AREA</div> <div></div>	Rural		Urban	
	Number	%	Number	%
	1204	91.98	105	8.02

<div>CATEGORY</div> <div></div>	SC		ST		OBC		GEN	
	Number	%	Number	%	Number	%	Number	%
	156	11.92	4	0.31	1057	80.75	92	7.03

<div>CWSN</div> <div></div>	LD	VI	HI	S&LD	ID	Oth
	3	27	0	2	2	2

<div>Management</div> <div></div>	Government		Government-aided	
	Number	%	Number	%
	1309	100.00	0	0.00

Average Performance of Students in Language (%)

Overall	Gender		Area		Management		Social Group			
	Male	Female	Rural	Urban	Govt.	Aided	SC	ST	OBC	GEN
54.33	54.54	54.15	54.69	50.16	54.33	0.00	50.47	53.33	54.42	59.86

Performance on Learning Outcomes (LOs)

Learning Outcomes	Description	Average Performance(%)
L504	Reads and comprehends independently storybooks, news items/ headlines, advertisements etc.	50.39
L508	Reads text with comprehension, locates details and sequence of events	56.29

Range of Performance of Students who Answered Correctly							
Below 30%		30% - 50%		50% - 75%		Above 75%	
Number	%	Number	%	Number	%	Number	%
241	18.41	332	25.36	466	35.60	270	20.63

Lowest Performing Learning Outcomes (LOs)

- 1 - Reads and comprehends independently storybooks, news items/ headlines, advertisements etc. (50.39)
- 2 - Reads text with comprehension, locates details and sequence of events (56.29)